
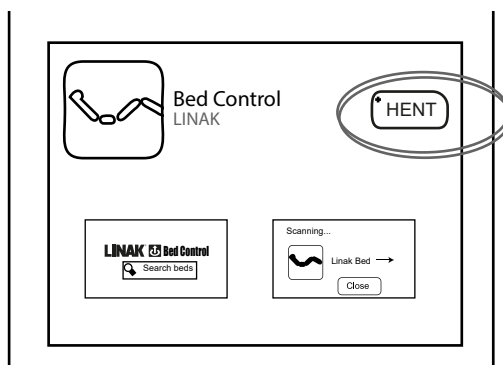


BRUGSVEJLEDNING LINAK APP TD4

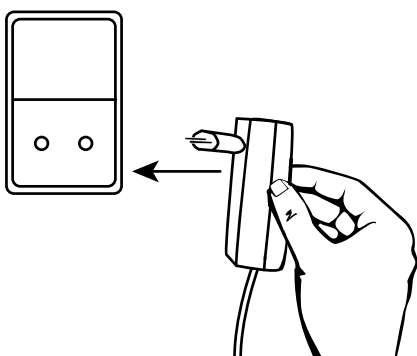
INSTRUCTION LINAK APP TD4



- 1 **Hent App'en "BED CONTROL" fra App store (apple) eller Google store (Android)**
Download the App "BED CONTROL" from App store (Apple) or Google store (Android)

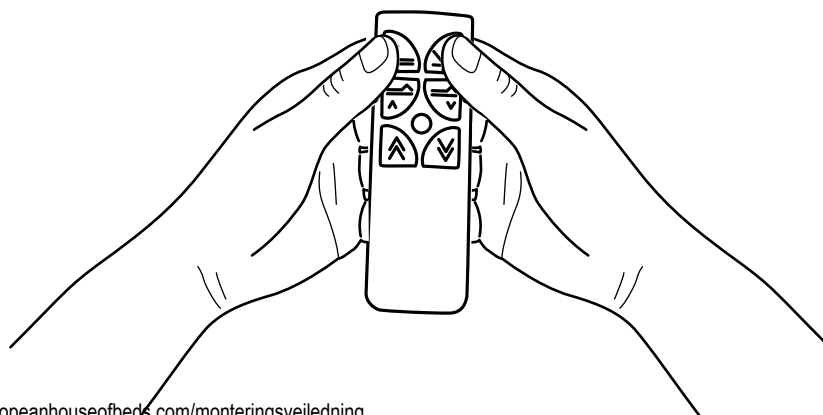


- 2 **Tilslut strøm til motoren. Motoren blinker og er nu i aktiveringsmode i 3 min**
Plug in the Power Supply. The engine starts to flash. You now have 3 min to activate your devices

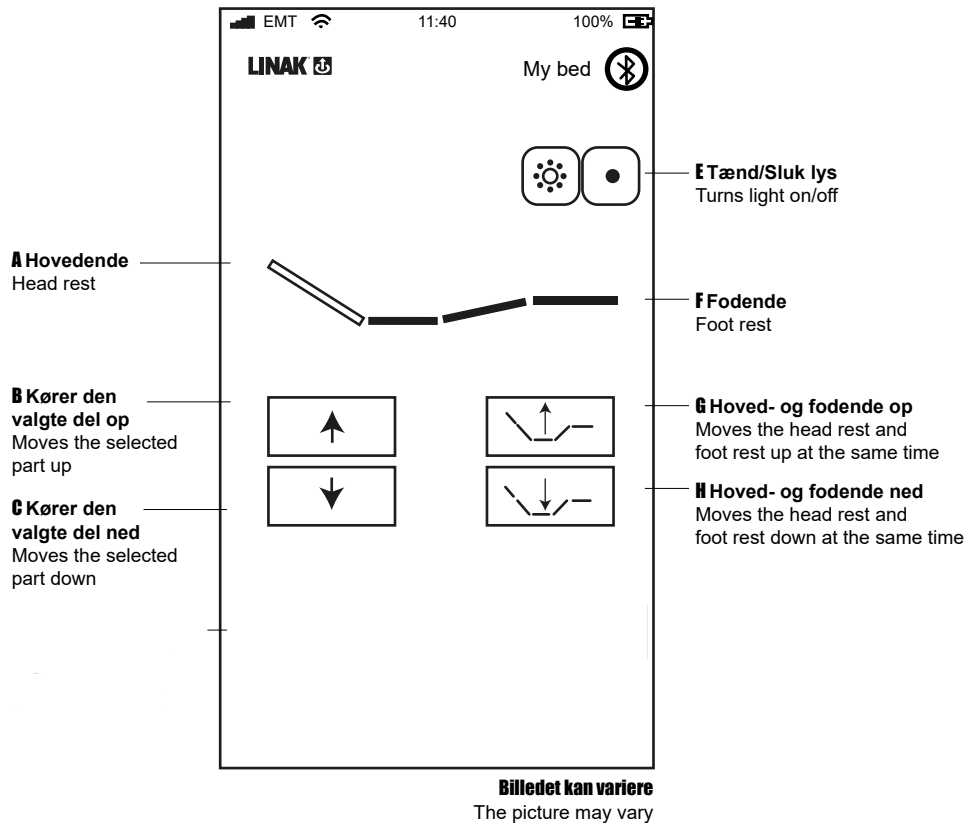


Hvis der ikke opnås kontakt inden for 3 min, tages strømmen fra i 10 min, og der forsøges igen.
If you didn't get connected within 3 min, unplug the power supply for more than 10 min and try again.

- 3 **Hvis der ønskes forbindelse til fjernbetjening og mobil/tablet trykkes de to øverste knapper ned på samme tid, motoren blinker stadig, hvilket viser, den stadig er i aktiveringsmode.**
If you want to connect both remote control and phone/tablet press two head rest buttons at the same time, then the engine will continue flashing.



- 4 **Start *BED CONTROL* og tryk på en vilkårlig funktion for at oprette forbindelse**
Start *BED CONTROL* and press any button to connect



Hvordan bruger du App'en

How to use the App

VÆLG HOVED- ELLER FODENDE / Select head or foot

Vælg hvilken del, der skal eleveres

A Hovedende eller **F** Fodende

Select which part to operate head or foot

A Head rest or **F** Foot rest

OP (B) / Up

Eleverer den valgte del op

Moves the selected part up

NED (C) / Down

Eleverer den valgte del ned

Moves the selected part down

LYS (E) / Light

Tænd/Sluk knapper for lys

Turns on and off a connected light

SYNKRONISERET OP ELLER NED (G + H)

/ Synchronous drive up or down

Eleverer begge dele op eller ned samtidigt

Moves both head and foot up or down at the same time
 - independent of the selected part

- 5 **Nødsænkning**
Emergency lowering

